




Elevation Series 
450x150mm



MARBELLA IVORY



MARBELLA COPPER



MARBELLA MOCHA



MARBELLA YELLOW



MARBELLA PINK

Satellite, a rapid growing company in luster tiles, from Spain group of companies which is attached with ceramic industry from decades, with intention of giving best quality. Spain comes 100% imported luster for everlasting shin and double fast fired roller kiln technology for in depth precision. The stage is set with the commissioning of stage-of-art fully automated plant in Morbi. The plant is one of its kind in India, with the largest start-up-capacity, offering the Indian consumer world-class Luster tiles with unmatched quality. With this, Spain will bring to India the world renowned Italian style and artistry in luster offering an appealing range of exotic designs & variety of different of finishes.

ELEVATION
collection





Satellite
CERAMIC
The New Generation Tiles

Elevation Series
450x150mm




METALIC WHITE



METALIC IVORY



METALIC BLACK



METALIC BROWN



NATURAL CREMA



NATURAL MOCHA



NATURAL COPPER



NATURAL PISTA



NATURAL COTTO



NATURAL YELLOW





101



201



102



202





103



203



104



204



105



192



106



107



232



131



231



108



191





Satellite
CERAMIC
The New Generation Tiles

Elevation Series 
400x200mm




151



251



152



252



24



154



153



155



156



Stonello Ivory



Stonello Terracotta



Stonello Copper



Stonello Merfi



Stonello Brown





Stonello Ice



Stonello Gray



275



276



JOINT FREE



59



60



68



70

Tiles Application Method

- The final floated coat of the wall to be tiled should be with wood float finish coating should be completed at least two weeks before tiling begins.
- The bedding mix used for fixing the tiles must not contain less three parts of sand (100 mesh) to one part of cement by volume.
- The bedding mix should be used within its time limit or the mix must be discarded.
- The tiles should be immersed in clean water for at least one hour before tiling.
- The tiles should be fixed as soon as surface water is gone.
- The size shade variation is an characteristic of ceramic tiles. To achieve please and natural effects of the shades, mixing of tiles from various box is recommended.
- **Note :** Any manufacturing defect in tiles should be brought to our notice prior to fixing, no claim shall be entertained once the tiles are fixed

MIXING OF LIME WITH CEMENT, CARELES, MIXING OR DELIBERATE USE OF RICH MIXES WILL LEAD TO WALL TILE FAILURE.

Exterior Elevation or Interior Walls



Note :

01. Certain Amount of size and shade variation is inherent in all ceramic products
02. Our conformity to the above Fast is applicable only for Quality.
03. Colour shown are as accurate as the limitations of the printing process will allow. Prospective customers are advised to inspect a sample of the tile before ordering. Every effort has been made to ensure the accuracy of the information given. However, the company reserves the right to change the specification without prior notice. Sometimes variations in shade or size being inherent to ceramic industry may occur. It is suggest to check the tiles before purchase and laying as the company does not accept responsibility once the tiles are laid.

Technical Specification

CHARACTERISTICS	EURO STANDARDS EN-158/IS 13753	CLASSIC VALUE
Dimensions & Surface Quality		
1) Dimension & Surface Quality	± 0.5 %	± 0.2 %
2) Deviation in Thickness	± 0.6 %	± 0.2 MM
3) Straightness of sides	± 0.3 %	± 0.2 %
4) Rectangularity	± 0.5 %	± 0.3 %
5) Surface Flatness	± 0.5 %	± 0.3 %
6) Surface Quality	Min 95%	Min 96%
Physical Properties		
1) Water Absorption	> 10 %	> 14.17 %
2) Bending Strength	> 150kg/cm ²	> 200-250 Kg/cm ²
3) Scratch Hardness (Mohs)	Min 3	Min 3
4) Cracking	1 Cycle	No Cracking at 5 Cycle
Chemical Properties		
1) Staining Resistance	Min Class 2	Resistance to all Acids And Alkalies & Household Chemical, except Hydro Floric Acid
2) Household Chemical	Min Class B	
Thermal Properties		
1) Thermal Shock	Resistant to 10 Cycles	Conforms
2) Thermal Expansion	Max 9E-06	Conforms

DIMENSIONS (MM)	TILES PER BOX	AREA COVERAGE PER BOX (SQ. FT.)
400 x 100	12	0.81
400 x 200	10	0.81
400 x 250	8	0.81

Typical value of wall tiles is applicable only for "standard" or premium quality only

Touch The Style



450x150mm

400x200mm

400x250mm



Dholpuri - G



Dholpuri - F



Dholpuri - H



Dholpuri - E



Dholpuri - I



GALLERIA - A



GALLERIA - D



GALLERIA - B



GALLERIA - E



GALLERIA - C



GALLERIA - F



Satellite
CERAMIC
The New Generation Tiles

Elevation Series
450x150mm



Genius - A



Genius - B



Genius - C



Genius - D



Satellite Ceramic

8-A, National Highway, At-Lalpar,
Opp. 132 Kva GEB Power sub station,
Morbi-363 642(Guj.) INDIA
Ph. : +91-2822-242775
Cell : +91-9925124500
Fax : +91-2822-294903
Web : satelliteceramic.com
E-mail : info@satelliteceramic.com

Touch The Style

